










T293 U17 Boys Class

Sailed: 10, Discards: 1, To count: 9, Entries: 52, Scoring system: WCR Appendix A

Rank	Class	Division	NOC	Sailnumber	FullName	Year	Gender	Total	Nett	R1	R2	R3	R4	R5	R6	Wed R7	R8	R9	R10
1st	T293 U17 Boys		 GRE	39	Orestis-Nikolaos Palamidis	2011	M	51.0	38.0	9.0	(13.0)	5.0	1.0	3.0	2.0	8.0	3.0	2.0	5.0
2nd	T293 U17 Boys		 GRE	2	Spyridon Monastiriotis	2010	M	73.0	48.0	1.0	2.0	1.0	4.0	17.0	(25.0)	15.0	2.0	3.0	3.0
3rd	T293 U17 Boys		 GRE	4	Foivos Koulalis	2011	M	73.9	59.9	5.0	7.0	6.0	2.0	11.0	(14.0)	7.5 RDG1:7	7.4 RDGa	4.0	10.0
4th	T293 U17 Boys		 ITA	63	Davide Zucca	2011	M	104.0	75.0	7.0	8.0	9.0	8.0	10.0	5.0	10.0	6.0	(29.0)	12.0
5th	T293 U17 Boys		 GRE	87	Achilleas Filippas	2012	M	97.0	76.0	6.0	3.0	3.0	(21.0)	18.0	16.0	16.0	8.0	5.0	1.0
6th	T293 U17 Boys		 AIN	230	Stepan Pankin	2010	M	104.2	79.2	8.0	4.0	15.0	7.4 RDG1:6	4.0	6.0	4.0	10.8 RDGa	20.0	(25.0)
7th	T293 U17 Boys		 ESP	414	Curro Llorca	2010	M	120.0	88.0	(32.0)	9.0	13.0	22.0	5.0	8.0	12.0	5.0	12.0	2.0
8th	T293 U17 Boys		 GRE	48	Georgios Kanellopoulos	2011	M	143.3	90.3	2.0	1.0	2.0	30.0	21.0	18.0	(53.0 BFD)	1.0	1.0	14.3 RDGa
9th	T293 U17 Boys		 AIN	13	Dmitrii Bolshenko	2010	M	118.0	96.0	20.0	(22.0)	17.0	9.0	1.0	11.0	5.0	7.0	6.0	20.0
10th	T293 U17 Boys		 AIN	385	Andrei Deinega	2010	M	140.0	105.0	12.0	29.0	4.0	3.0	7.0	9.0	7.0	(35.0)	11.0	23.0
11th	T293 U17 Boys		 FRA	86	Lilian Blugeon	2011	M	146.0	106.0	16.0	5.0	11.0	13.0	22.0	(40.0)	11.0	15.0	9.0	4.0
12th	T293 U17 Boys		 GRE	99	Evangelos Kyriazakos	2011	M	138.0	112.0	22.0	16.0	14.0	15.0	2.0	7.0	9.0	13.0	14.0	(26.0)
13th	T293 U17 Boys		 FRA	904	Leopold Martin	2010	M	148.0	117.0	13.0	19.0	8.0	14.0	20.0	(31.0)	14.0	12.0	8.0	9.0
14th	T293 U17 Boys		 POR	66	André Caires	2010	M	172.8	119.8	3.0	(53.0 DNC)	10.0	7.0	14.0	12.0	41.5 PRP	9.0	17.3 RDGa	6.0
15th	T293 U17 Boys		 ITA	30	Francesco Cao	2011	M	162.0	131.0	24.0	25.0	30.0	6.0	6.0	13.0	2.0	(31.0)	10.0	15.0
16th	T293 U17 Boys		 GBR	3531	Milo Robineau-Potts	2010	M	181.0	148.0	11.0	15.0	19.0	24.0	27.0	15.0	3.0	16.0	18.0	(33.0)
17th	T293 U17 Boys		 TUR	1122	Kerem-Demir Demirel	2010	M	188.0	149.0	27.0	(39.0)	35.0	5.0	13.0	4.0	6.0	18.0	17.0	24.0
18th	T293 U17 Boys		 HKG	20	Hoi-Tik Ng	2010	M	194.0	158.0	(36.0)	31.0	22.0	10.0	8.0	1.0	1.0	30.0	23.0	32.0
19th	T293 U17 Boys		 TUR	2905	Arhan Özturk	2010	M	201.0	169.0	19.0	27.0	12.0	17.0	9.0	19.0	22.0	22.0	(32.0)	22.0
20th	T293 U17 Boys		 GRE	171	Sotirios Katsoulas	2011	M	207.0	171.0	14.0	12.0	7.0	34.0	(36.0)	22.0	21.0	17.0	31.0	13.0
21st	T293 U17 Boys		 ITA	193	Lorenzo Orecchioni	2010	M	215.0	180.0	31.0	6.0	18.0	28.0	28.0	(35.0 TAL)	18.0	4.0	28.0	19.0
22nd	T293 U17 Boys		 TUN	12	Rayen Briki	2009	M	222.0	190.0	28.0	28.0	27.0	12.0	(32.0)	24.0	19.0	27.0	7.0	18.0
23rd	T293 U17 Boys		 FRA	524	Galzi Côme	2011	M	229.0	193.0	18.0	21.0	21.0	(36.0)	26.0	35.0	17.0	23.0	16.0	16.0
24th	T293 U17 Boys		 FRA	2824	Charles Thoraval	2010	M	232.0	198.0	15.0	20.0	20.0	16.0	25.0	21.0	27.0	20.0	(34.0)	34.0
25th	T293 U17 Boys		 TUR	652	Yanki Ates	2010	M	239.0	198.0	38.0	(41.0)	34.0	20.0	12.0	3.0	13.0	25.0	24.0	29.0
26th	T293 U17 Boys		 BEL	22	Jasper Heireman	2010	M	261.0	208.0	17.0	17.0	16.0	42.0	23.0	20.0	(53.0 BFD)	26.0	36.0	11.0
27th	T293 U17 Boys		 HUN	514	Flórián Kátai	2012	M	247.0	210.0	10.0	11.0	26.0	23.0	16.0	27.0	32.0	34.0	(37.0)	31.0
28th	T293 U17 Boys		 EST	315	Henri Kiiver	2020	M	256.7	219.7	4.0	23.0	23.0	(37.0)	37.0	28.0	37.0	25.7 RDGa	21.0	21.0
29th	T293 U17 Boys		 GRE	156	George Pappadas	2012	M	266.0	223.0	23.0	14.0	28.0	11.0	39.0	(43.0)	43.0	19.0	19.0	27.0
30th	T293 U17 Boys		 ITA	6	Luis Burkhart	2011	M	267.0	229.0	21.0	24.0	24.0	25.0	15.0	26.0	31.0	33.0	(38.0)	30.0
31st	T293 U17 Boys		 EST	311	Pärt-Evald Kullerkupp	2010	M	269.0	229.0	33.0	32.0	29.0	35.0	(40.0)	39.0	29.0	10.0	15.0	7.0
32nd	T293 U17 Boys		 POR	96	Manuel Reis	2010	M	286.0	233.0	25.0	10.0	25.0	44.0	38.0	33.0	(53.0 DNC)	28.0	22.0	8.0
33rd	T293 U17 Boys		 FRA	519	Sandro Kondyra	2011	M	289.0	247.0	39.0	33.0	31.0	31.0	29.0	36.0	(42.0)	21.0	13.0	14.0
34th	T293 U17 Boys		 HUN	218	Sandor Kossa	2010	M	315.0	274.0	34.0	26.0	32.0	27.0	34.0	23.0	33.0	(41.0)	30.0	35.0
35th	T293 U17 Boys		 TUR	4853	Ercument-Mete Ergin	2011	M	318.0	275.0	26.0	30.0	33.0	32.0	(43.0)	29.0	25.0	24.0	35.0	41.0
36th	T293 U17 Boys		 GRE	229	Dimitris Georgatos	2010	M	343.0	290.0	37.0	18.0	36.0	39.0	(53.0 RET)	46.0	45.0	14.0	27.0	28.0
37th	T293 U17 Boys		 POL	403	Jan Raczak	2011	M	366.0	313.0	49.0	(53.0 RET)	53.0 DNC	18.0	24.0	10.0	20.0	50.0	44.0	45.0
38th	T293 U17 Boys		 GBR	913	Luke Stevens	2012	M	368.0	322.0	(46.0)	35.0	42.0	33.0	30.0	38.0	24.0	42.0	39.0	39.0
39th	T293 U17 Boys		 GRE	10	Alexandros Anagnostopoulos	2010	M	373.0	326.0	45.0	43.0	41.0	41.0	19.0	32.0	26.0	43.0	(47.0)	36.0
40th	T293 U17 Boys		 POR	16	Jaime Diniz	2010	M	384.0	331.0	29.0	(53.0 DNC)	53.0 DNC	26.0	31.0	41.0	41.0	32.0	40.0	38.0
41st	T293 U17 Boys		 IND	16	Mohit Mhatre	2011	M	393.0	345.0	(48.0)	37.0	45.0	43.0	41.0	17.0	35.0	38.0	46.0	43.0
42nd	T293 U17 Boys		 POR	6	Filip Vasconcelos	2011	M	392.0	346.0	42.0	40.0	37.0	(46.0)	33.0	37.0	39.0	40.0	41.0	37.0
43rd	T293 U17 Boys		 TUR	908	Kuzey-Toprak Kaya	56934	M	399.0	349.0	43.0	42.0	38.0	29.0	(50.0)	48.0	47.0	36.0	26.0	40.0

Rank	Class	Division	NOC	Sailnumber	FullName	Year	Gender	Total	Nett	R1	R2	R3	R4	R5	R6	Wed R7	R8	R9	R10
44th	T293 U17 Boys		 GRE	138	Dimitris Avlonitis	2011	M	409.0	356.0	40.0	(53.0 DNC)	39.0	40.0	35.0	30.0	36.0	44.0	45.0	47.0
45th	T293 U17 Boys		 GRE	213	Stavros Panagou	2010	M	419.0	370.0	30.0	36.0	43.0	(49.0)	49.0	49.0	49.0	47.0	25.0	42.0
46th	T293 U17 Boys		 IND	261	Rajput Yogesh	2011	M	421.0	371.0	41.0	34.0	44.0	(50.0)	46.0	42.0	38.0	39.0	43.0	44.0
47th	T293 U17 Boys		 GBR	715	James Houghton	2010	M	432.0	379.0	35.0	38.0	40.0	38.0	44.0	44.0	34.0	(53.0 DNC)	53.0 DNC	53.0 DNC
48th	T293 U17 Boys		 HUN	849	Barna Benko	2010	M	458.0	405.0	(53.0 DNC)	53.0 DNC	53.0 DNC	47.0	42.0	47.0	28.0	45.0	42.0	48.0
49th	T293 U17 Boys		 GBR	3523	Theodore Balmer	2010	M	473.0	422.0	50.0	44.0	46.0	48.0	48.0	(51.0)	46.0	46.0	48.0	46.0
50th	T293 U17 Boys		 HUN	944	Adam Bato	2011	M	489.0	436.0	(53.0 DNC)	53.0 DNC	53.0 DNC	45.0	45.0	45.0	44.0	51.0	50.0	50.0
51st	T293 U17 Boys		 GBR	3477	Noah Goulden	2011	M	492.0	439.0	44.0	45.0	(53.0 DNC)	51.0	47.0	50.0	48.0	48.0	53.0 DNC	53.0 DNC
52nd	T293 U17 Boys		 GRE	5	Evangelos Koukoulas	2011	M	499.0	446.0	47.0	(53.0 RET)	53.0 RET	53.0 DNC	53.0 DNC	53.0 DNC	40.0	49.0	49.0	49.0

Scoring codes used

Code	Description	Points
BFD	Black flag disqualification under rule 30.3	53
DNC	Did not come to the starting area	Varies
DNF	Started but did not finish	57
NSC	Did Not Sail Course	Varies
OCS	On course side at start or broke rule 30.1	Varies
PRP	Arbitration Rule SI 16	Varies
RDG1:3	Redress - average points for races 1 to 13, except the race in question	Varies
RDG1:6	Redress - average points for races 1 to 6, except the race in question	Varies
RDG1:7	Redress - average points for races 1 to 7, except the race in question	Varies
RDGa	Redress - average points for all races except the race in question	Varies
RET	Retired	Varies
TAL	Penalty for failure to Check in/out	Varies

Sailwave Scoring Software 2.38.02
www.sailwave.com